

Safety device (with dust filter): **ESFN-20**

Type ESN-20 for protection of Tapping Points and Distribution Lines

The safety device ESN-20 according to EN 730-1, ISO 5175:

- avoids dangerous gas mixtures by a gas non-return valve (NV)
- stops flashback through flame arrestor (FA)
- a temperature-sensitive cut-off valve stops the gas flow when a predetermined temperature is exceeded (TV)
- a dust filter protects the gas non-return valve against contamination
- every safety device is 100% tested
- all metal components in brass 2.0401 / spring 1.4310

Safety elements of the Safety Device ESN-20:

- NV Gas non-return valve
- FA Flame arrestor
- TV Temperature-sensitive cut-off valve

Additional features:

- DF Dust filter



Maintenance:

The safety devices are to be tested by a qualified and authorised person at regular intervals according to country specific regulations. The safety device is to be tested for gas tightness, gas flow and gas return at least once a year.

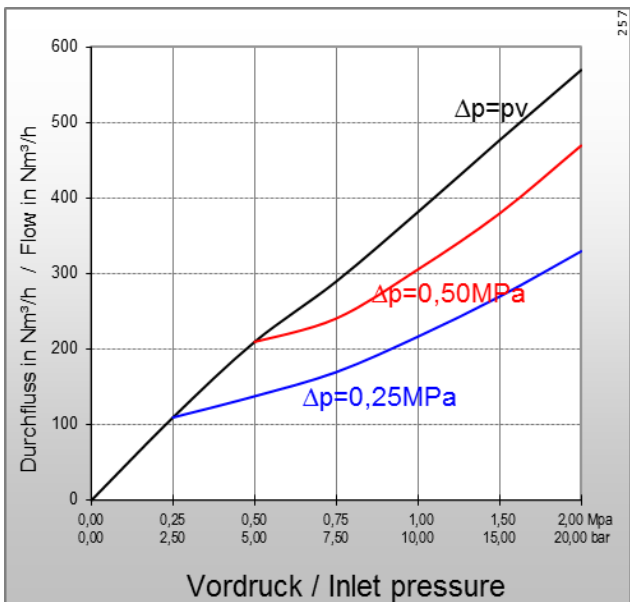
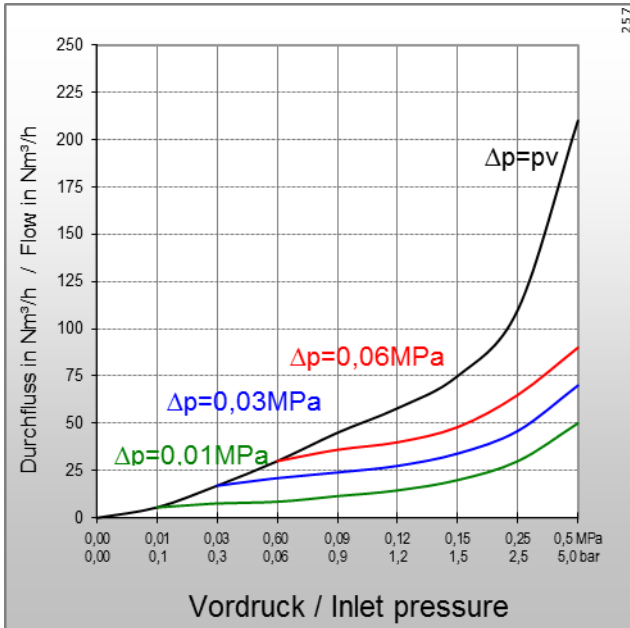
We would be pleased to offer you the flashback arrestor testing unit model PVGD.

It is not allowed to open the safety devices.

Technical Data:			
Gas-Types:	Hydrogen Industrial Gas (H) (C)	Natural Gas (Methane) (M) (P)	Oxygen (O)
Working pressure:	0,15 MPa 1,5 bar	0,30 MPa 3,0 bar	2,0 MPa 20,0 bar
Cracking pressure:	4 to 6 mbar position-independent		
Ambient temperature:	-20°C up to +70°C		
Threads: EN 560, ISO/ TR 28821	G3/4RH F/M ³⁾ G1RH F/M ³⁾ G1RH F/F ³⁾ G11/4RH F/M ³⁾ G11/2RH F/M ³⁾ G3/4LH F/M ³⁾ G1LH F/M ³⁾ G11/4LH F/M ³⁾ G11/2LH F/M ³⁾		
Measure and weight:	diameter:	length:	weight:
G3/4RH – G3/4LH	54,5 mm	164,0 mm	ca. 1910 g
G1RH – G1LH	54,5 mm	171,0 mm	ca. 1940 g
G11/4RH - G11/4LH	54,5 mm	173,0 mm	ca. 1960 g
G11/2RH - G11/2LH	54,5 mm	178,0 mm	ca. 1950 g
Applications:			
Process:	welding	cutting	heating
	up to 30 mm	> 700 mm	> 100 mm

Other materials, surface finishing, gas types and additional connections available on request.

³⁾ F = Female, M = Male



Type: **ESFN-20**

Flow rates [air]:

pv = Primary pressure

ph = Secondary pressure

Δp = Primary pressure minus Secondary pressure

Conversion Factors:

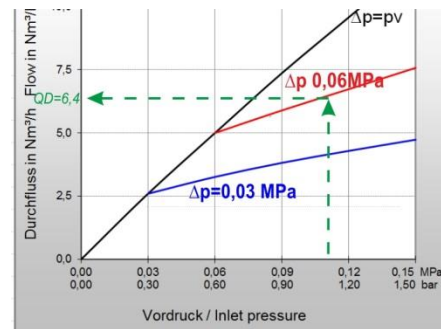
0,1 MPa = 1 bar = 100 kpa = 14,504 psi

1 m³/h = 35,31 cu ft/h

	A	H	P	M	M	O	E	L
QG ▶	C ₂ H ₂	H ₂	C ₃ H ₈	CH ₄ +C	CH ₄	O ₂	C ₂ H ₄	C ₃ H ₆
F	1,2	3,8*	0,90	1,25	1,4	0,95	1,02	0,92

* Conversion factor 2.5 for devices comprising a flame arrester
The conversion factor for free flow is 3.8.
(Reference: BAM report 220, D. Lietze)

Example:



$$QG = QD \times F$$

$$QG \blacktriangleright A = 6,4 \times 1,2 = 7,68 \text{ m}^3/\text{h C}_2\text{H}_2$$

QG = flow / gas type

F = conversion factor

QD = flow / air

For further information please contact:

Messer Cutting Systems GmbH

Cutting Systems / Autogentechnik

Otto-Hahn-Str. 2-4 - D-64823 Groß-Umstadt

Phone: +49 6078 787-0 Fax: +49 6078 787-150

(Subject to change without notice)